







DecoBond™ PU 90

TWO COMPONENT POLYURETHANE TURF ADHESIVE

DECOFIELD DecoBond™ PU 90 is a premium two-component polyurethane adhesive specifically developed for artificial turf installations. Designed for sports and landscaping applications, it delivers exceptional bond strength, durability, weather resistance, and long-term performance under demanding outdoor conditions.



FEATURES & BENEFITS

-  **High Bond Strength**
Provides excellent adhesion to concrete and other substrates.
-  **Excellent Weather Resistance**
Resistant to weathering, moisture, UV and aging.
-  **Water Resistant**
Performs reliably in wet and humid conditions.
-  **Suitable for Sports & Landscape Turf**
Ideal for football, multi-sport and landscaping applications.
-  **Long Service Life**
Durable bond with long-lasting performance.
-  **Professional Installation Grade**
Formulated for professional installers and high performance.

AREAS OF APPLICATION

- Football Turf
- Padel Turf
- Multi-Sport Turf
- Landscaping Turf
- Playground Turf
- Golf Turf
- Rooftop Turf

TECHNICAL INFORMATION

Property	Typical Value
Chemical Base	Polyurethane
Color	Part A: Greenish Part B: Brown
Mixing Ratio (by weight)	9 : 1 (Part A : Part B)
Density	Part A: ~1.50 g/cc Part B: ~1.20 g/cc
Viscosity (at 25°C)	Part A: 5,000 – 7,000 mPa.s Part B: 1,000 – 2,000 mPa.s
Pot Life (at 25°C)	40 – 50 minutes
Open Time (at 25°C)	60 – 70 minutes
Tack Free Time (at 25°C)	8 – 10 hours
Full Cure Time (at 25°C)	5 – 7 days
Application Temperature	10°C to 45°C
Service Temperature	-20°C to 80°C
Shelf Life	12 months from date of manufacture (in original sealed packaging)

METHOD OF APPLICATION

- 1 Surface Preparation:** The substrate must be clean, dry, free from dust, oil, grease and loose particles. Ensure moisture content is below 5%.
- 2 Mixing:** Add Part B (1 kg) into Part A (9 kg) and mix thoroughly using a slow speed mixer (300–500 rpm) for 2–3 minutes until a uniform homogeneous mix is achieved.
- 3 Application:** Spread the mixed adhesive evenly on the substrate using a notched trowel at the recommended coverage rate.
- 4 Installation:** Install the artificial turf within the open time and press firmly to ensure good contact and proper bonding.
- 5 Cleaning:** Clean tools and equipment immediately after use with suitable solvent (e.g., Xylene). Once cured, the material can only be removed mechanically.



COVERAGE

0.8 – 1.2 kg/m² depending on the type and condition of the substrate. (Actual coverage may vary. Conduct a site trial for accurate consumption.)



PACKING

Component	Net Weight
Part A	9 kg
Part B	1 kg
Total Kit	10 kg



STORAGE

Store in a cool, dry place between 5°C to 30°C. Protect from direct sunlight and moisture.



PRECAUTIONS

- Use in a well ventilated area.
- Avoid contact with skin and eyes.
- Wear appropriate PPE (gloves, goggles).
- In case of contact, wash with plenty of water.
- Keep out of reach of children.



PROFESSIONAL GRADE



STRONG BOND



WEATHER RESISTANT



SPORTS GRADE